

Special Enrollment: Verification

You may qualify for healthcare coverage at any time if you have a verified Qualifying Life Event. Use this guide to help you organize and submit your verification information, so you can confirm your Qualifying Life Event and complete your Special Enrollment.

Qualifying Life Events — and how to prove them






The left column in the chart below lists Qualifying Life Events. The right column lists the acceptable document(s) that will satisfy your verification requirements (you can check them off as you have them ready to submit).

Remember:

- 1) You must start your application with us within 60 days of your Qualifying Life Event.
- 2) You must verify your Qualifying Life Event before your coverage can begin.

Qualifying Life Event

Acceptable Documents

 <p>Loss of Minimal Essential Coverage</p>	<input type="checkbox"/> A copy of your coverage termination letter <i>Note: Termination for non-payment of premium cannot be accepted as a loss of minimal essential coverage.</i>
 <p>Pregnancy, Birth, Adoption, or Foster Care</p>	<input type="checkbox"/> A letter of <i>Certification of Pregnancy</i> <input type="checkbox"/> A copy of your child's birth certificate <input type="checkbox"/> A copy of adoption confirmation documents <input type="checkbox"/> A copy of foster care confirmation documents
 <p>Marriage</p>	<input type="checkbox"/> A copy of your marriage license/certificate <i>AND</i> <input type="checkbox"/> Proof of minimum essential coverage for one day during the 60 days before your marriage (either spouse)
 <p>Newly eligible/ineligible for Premium Tax Credits as a result of Divorce, or other Legal Decree or Court Order</p>	<input type="checkbox"/> A copy of your divorce decree or other legal decree or court order (such as legal separation)
 <p>Permanent Move to Connecticut</p> <ul style="list-style-type: none"> • From another U.S. state • From outside the U.S. 	<input type="checkbox"/> A piece of mail demonstrating your move to Connecticut: <ul style="list-style-type: none"> • Proof of your address change from another state • A recent utility bill from your previous address <i>AND</i> a utility bill from your new Connecticut residence (2 documents) <p><i>If moving from another U.S. state, proof of minimum essential coverage for at least one day during the 60 days before your move is required. This is not required if you are moving from another country.</i></p>
<p>Important note: In addition to the above documentation, you may also have to provide proof of your income (such as a recent pay stub), identity (such as a driver's license or passport), and immigration status (such as visa documents).</p>	

Verification deadlines

Your coverage can't start until you verify your situation.



How to provide documents

Upload them to your Access Health CT online account. If you need help setting up your online account, call us at 1-855-392-2428 for help.

or

Mail them to us. If we send you a letter asking for documentation, we will include a cover sheet and instructions for sending documents back to us. Our mailing address is: Access Health CT, PO Box 670 Manchester, CT 06045-0670. Be sure to include the cover sheet with the unique barcode that we sent to you.